


# FINGER SEPARATOR PADDED MITTS



Reorder #	Product Description	Size	Thickness	Unit
306130	Finger Separator Padded Mitts	Universal	2"	Pair

**Caution: Federal law restricts this device to sale by or on the order of a physician or licensed health care professional.**

**Indications** - The Skil-Care Finger Separator Padded Mitts are recommended for use with a patient who:

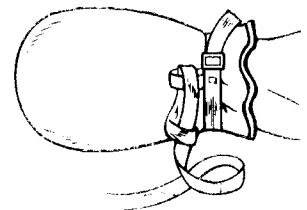
- Removes bandages and dressings
- Picks and scratches at wounds
- Grasps and pulls out feeding and naso-gastric tubes
- Turn his/her hand over inside standard padded mitts

## Contraindications for Use

- Do not use with patient who has sufficient hand strength to grasp feeding and naso-gastric tubes. For such patients the Rigid-Palm Padded Mitts #306115 are recommended.


## Application

1. All mitts fit both left & right hands. Place patient's hand in mitt, palm side on padding, top of hand facing mesh. Make certain that each finger is in a separate channel.
2. Wrap strap around patient's wrist, making certain to pass wrist strap through loop on top side of mitt.
3. Secure the strap using the slider buckle. Wrist strap should fit snugly. Caution: Do not overtighten. Doing so could cut off circulation to patient's hand. You should be able to slip one finger between mitt cuff and wrist.
4. If patient's arm and hand movement need to be restricted, use the set of loop straps supplied with the mitts. Thread non-looped end of strap through loop on back of mitt.
5. Thread the non-looped end of strap through loop on end of strap. See illustration.
6. Tie strap to wheelchair, bed, or geri-chair.



Always secure the tie strap to the part of the bed that moves when the patient is raised or lowered. Never attach straps to bed rails or any part of the bed that doesn't move when raised or lowered.

7. Raise and lock bed rails before leaving patient.



Always raise and lock bed rails when patient is wearing finger separator padded mitts that have been secured to the bed frame. Never leave bed rails in lowered position when patient is unattended.

See **important warning and cautions** on reverse side.

# Laundering

This device should not be laundered or dried at temperatures that exceed 180°F (82°C). Do not use bleach. See **important warnings and cautions** below.

## Always...

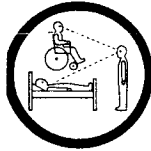
Always inspect condition of device.



Always read package insert to determine if device is intended for wheelchair and/or bed use.



Always monitor patients in restrictive devices. Make certain to follow your facility's procedures for periodic release, toileting and exercise.



## Never...

Never use a device that has worn or frayed fabric or webbing. Discard damaged units immediately. Do not alter products.



Never use a Skil-Care device as a restraint in a motor vehicle.



Never place a patient wearing a restrictive device in a place where he/she is not easily monitored.



(Date of issue: 9/3/96)