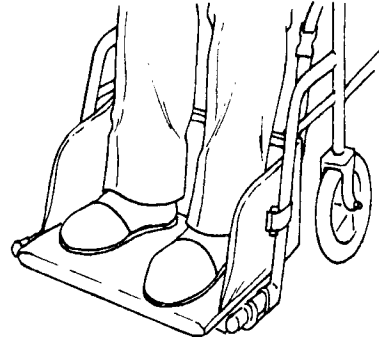


FOOT CRADLE



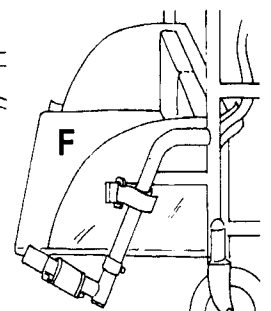
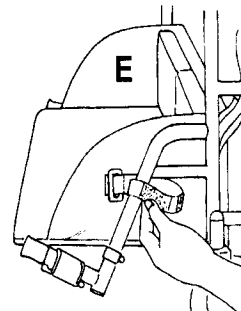
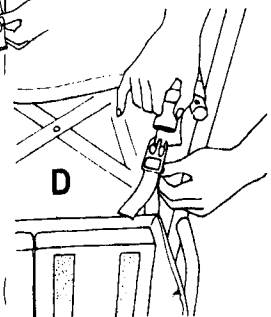
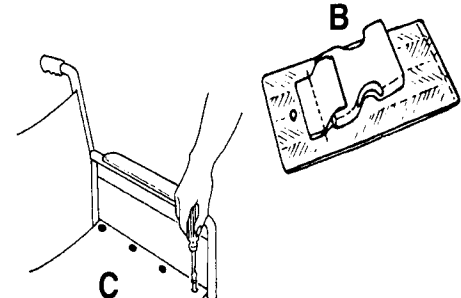
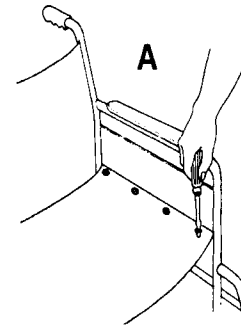
Reorder #	Wheelchair Size	Unit
703410	16" and 18"	Each

PURPOSE

Skil-Care's Foot Cradle is designed to control foot drop, accommodate existing and prevent further flexion contracture of the legs, and prevent wheelchair user's feet from slipping off the footrests.

INSTALLATION

1. Remove the front screws and washers from the left and right sides of the wheelchair seat. (See illustration A.) Do not discard. They will be needed to install the Foot Cradle.
2. Release the buckles on the top left and right sides of the Foot Cradle and remove the web tabs that have the female buckle ends sewn to them. (See illustration B.)
3. At each side of the wheelchair seat, place the web tab, buckle side facing up, between the seat upholstery and seat frame. Insert screw and washer assembly removed in step 1 through the holes in the upholstery and web section and secure to frame. (See illustration C.)
4. Place the Foot Cradle on the footrests and insert the male ends of the buckles into the female ends. (See illustration D.)
5. At each side of the footrest, bring the Velcro® strap around the footrest support bar. (See illustration E.)
6. Thread Velcro® strap through d-ring and press the hook material against the loop material to secure. (See illustration F.)
7. Raise or lower Foot Cradle by adjusting webbing at both sides of the top of the device.
8. Use pads to accommodate for different degrees of contracture. Pads are secured by means of Velcro® strips.



NOTE IMPORTANT SAFETY CAUTION

Remove the Foot Cradle from the wheelchair and rotate the footrests to the sides before assisting the resident into or out of the wheelchair.

EASY CARE

Skilcare's Foot Cradle is covered with durable vinyl for long-term use. Use a spray-type cleanser and damp cloth to clean. Accumulated lint and fibers may be removed from the Velcro® straps using a small, stiff brush.

Also available... Contracture Accommodation Kit

If your resident requires more contracture accommodation than the pads provided allow, order the Contracture Accommodation Kit. It includes vinyl-covered foam pads of different thicknesses that permit depth adjustment of the cradle to accommodate a wide range of flexion contracture.

(See illustration G.)

This optional kit includes two each of one-inch-thick pads-one two-inch-thick pad;and one three-inch-thick pad. (See illustration H.) All pads have Velcro® strips so that they may be secured to the back of the cradle or to each other.

The model number for the Contracture Accommodation Kit is 703416. It may be ordered from your Skil-Care dealer.

