


# Pressure-Check™ Foam Mattress

## With replaceable foam insert

Reorder #	Size
<input type="checkbox"/> 558010	6" x 36" x 72"
<input type="checkbox"/> 558020	6" x 36" x 80"



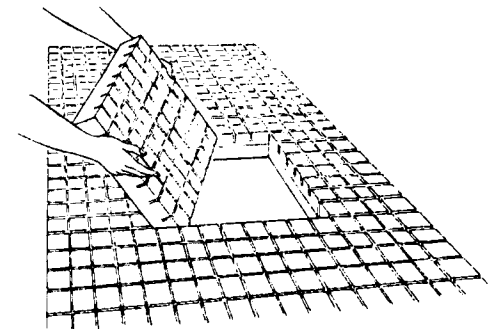
Specially designed for hospitals, nursing homes, and homecare.

**Pressure-Check™ Foam.** Top foam layer features a variegated pressure-check design that provides superior weight distribution and special pressure relief at the most vulnerable sites – the heels and coccyx.

**High-Density Support Foam.** The bottom layer provides uniform, compression-resistant support for patient comfort and extended mattress life.

**Low-Friction Cover.** A supple, stretch-knit fabric covers the mattress providing substantial friction reduction to safeguard against skin shearing. The cover is backed with an incontinence-proof barrier. A zipper flap keeps moisture and contaminants from migrating into the foam. Bacteriostatic and completely launderable.

**Replacement Cost Containment.** All mattresses tend to wear most in the area that supports the patient's midsection. The Pressure-Check™ Mattress allows you to replace just that area. Designed with an 18" x 18" cutout, you can remove the compressed portion and add a low-cost replacement section. There's no need to incur the expense of an entirely new mattress. This replacement feature extends the useful life of the Pressure-Check™ mattress and dramatically lowers costs while providing patients with the comfort, pressure relief, and support they need. (See below for component replacement information.)



**FOAM MATTRESS**

**Pressure-Check™ Mattresses** fully articulate to any standard bed frame. Foam and cloth components conform to California 117 flammability standards.


**Replacement components are available from your Skil-Care dealer**

Reorder #	Description	Size	Unit
558060	Foam Replacement Section	18" x 18"	Each
558091	Cloth Mattress Cover	72"	Each
558092	Cloth Mattress Cover	80"	Each

### Do you have a patient with special pressure relief needs?

For maximum pressure reduction in the coccyx area, use Skil-Care's Gel Pad Mattress Insert.

Designed to fit in the cut-out space of the Pressure-Check™ Foam Mattress, the pad contains a water-based gel that moves with the patient to decrease skin shearing while cooling the skin to reduce skin-damaging perspiration. Simply remove the foam section as shown above and replace it with the Gel Pad insert.



Reorder #	Description	Size	Unit
558061	Gel Pad Insert	18" x 18"	Each