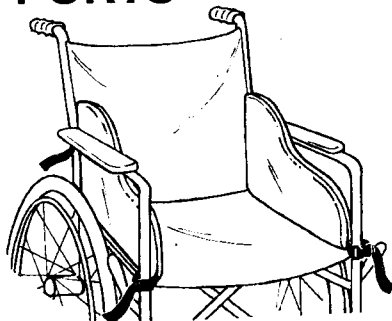


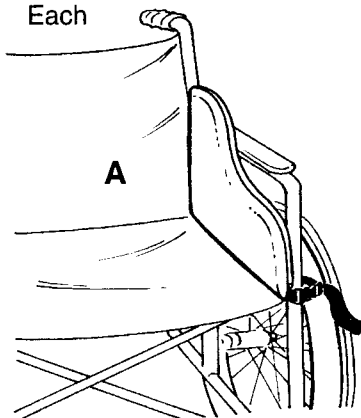
SNUG SUPPORTS



Reorder #	Description	Unit
<input type="checkbox"/> 706310	Snug Supports/Right and Left	Pair
<input type="checkbox"/> 706311	Snug Support/Right Side Only	Each
<input type="checkbox"/> 706312	Snug Support/Left Side Only	Each

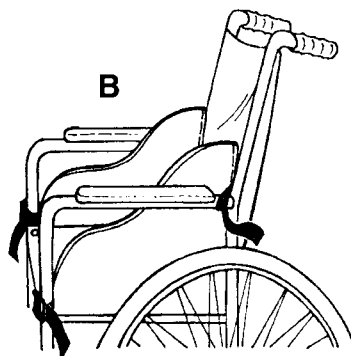
Purpose

Designed for the resident/patient who requires lateral support while in the wheelchair, or for the small resident/patient who is uncomfortable and/or unstable in a wheelchair that is too wide. Use two supports for the bilaterally leaning resident/patient, or one support — right or left — for the individual who leans to one side.



Easy to Use

1. Place the Snug Support on the wheelchair—padded surface facing inward—and secure front strap to the wheelchair frame as shown in illustration A.
2. Secure the rear strap as shown in illustration B.



Easy to Care For

Clean the Snug Supports with a spray-and-wipe cleanser and damp cloth or sponge. A mild disinfectant may be used.